

Columbia Underground

News of the Columbia Garden Club

May 2011

President Karen Blackmore 442-1873

May 9, 1 p.m.
Bringing Beauty to
our Flower Show
through Training
in Horticulture and
Design

May 16-21
Bloomin' Bus
Tour, Niagara
Falls

May 27-30
NGC Convention,
Washington DC

Jun. 4
CGC Flower Show

Jun 5-11
National Garden
Week

Jun 13, 8:30a.m.
CGC Member
Garden Tour

Aug 8, 11a.m.
Discovery Garden
Tour (optional
meeting)

Aug 17
FGCM Federation
Day at Missouri
State Fair

Sept 12, 12 noon
Sharing the Boun-
ty and Beauty of
our Labor-carry in
luncheon

Sept 14
Cent. Dist. Fall
Meeting

Oct 10, 1p.m.
Seeing the Beauty
of Bonsai

Nov. 21, 1p.m.
Beauty of Hostas

Nov. 13-15
FGCM Fall Board
Meeting

Dec. 12, noon
Celebrating the
Beauty of Garden
Club

"Summer Vacation", a standard flower show

The May program will be a workshop for the Flower show. Please review the information on paged 4 thru 6. Even if you are not entering a design, this will be a fun workshop and you can find out more about how to enter horticulture as well! You don't want to miss that! See you May 9th!



CGC
members
clean up
Columbia

Welcome new member :

Pam Conway, 4902 Thornbrook
Ridge, Columbia, 65203

Tel # 445-4070,

e-mail pjconway2@mchsi.com

Make sure she knows who you are
and update your yearbook!




See page 7. Sales figures are in...

Unless otherwise noted, our meetings take place at: Trinity Presbyterian Church, 1600 West Rollins Road, Columbia, Mo 65203. Phone: 445-4469. We always welcome new members and guests. Meeting canceled if school is canceled.

COLUMBIA GARDEN CLUB TREASURER'S REPORT May 1,2011

APRIL 1, 2011 CHECKING ACCOUNT BALANCE		\$1372.38
Income		
Dues (Conway)	\$ 20.00	
District Meeting (6 x \$15.00)	90.00	
Newsletter Ads (Vintage Hills, Superior)	200.00	
Umbrella Sales	408.00	
Total Income		\$718.00
Disbursements		
State Convention Registrations (5 x \$60)	300.00	
Bittersweet Garden Club (6 Registrations @ \$15/Spring Mtg)	90.00	
Adoptions Raptor Rehab Project	40.00	
National Garden Clubs	38.95	
Trinity Presbyterian Church Plant Sale Rent	50.00	
Total Disbursements		\$518.95
May 1, 2011 Checking Account Balance		\$1327.13
Certificate of Deposit Balance		\$3144.02
May 1, 2011 Total Assets		\$4471.15



Hosta

At the November meeting, Bob McConnell, owner of McConnell's Plant land, will present a program on Hostas. Bob has a large variety of them in his greenhouse for sale. If you get a chance to go out there, you will first enjoy the hostas and you will be more prepared for his information. To get there, go west on I-70; take the mid-way exit north and turn back east on the north outer road to the end of the road. You will see his green houses on your left. He has a large variety of other plants as well. He also was the first recipient of our scholarship!

To new members: We ask that all members sign up for at least one project (and more if you want). Please look at the projects listed in the yearbook on pages 12 and 13 and let President Karen know which project you choose. All the projects are fun, and the very best way to get to know us is to get involved. Do not be intimidated, as we welcome your input, experience, ideas, time and energy! We are proud of our long standing club and want you to have the full experience of the Columbia Garden Club. Welcome!

FLOWERS TO COLUMBIA PUBLIC LIBRARY AND WYATT GUEST HOUSE

Chairman-Lynn Birkby

Daniel Boone Library

May: Carolyn Adams
 June: Deb Corkery
 July: Mary Redders
 Aug:
 Sept: Carol Notbohm
 Oct: Virginia Itschner
 Nov: Terry Reid
 Dec: Rose Mayfield

Wyatt Guesthouse

May: Janet Lindstrom
 June: Barb Gillaspie
 July: Evette Nissen
 Aug: Alice Havard
 Sept: Janet Lasley
 Oct: Dee Bauer
 Nov: Carol Notbohm
 Dec: Connie Blackmore

HOSPITALITY

Chair- Connie Blackmore

May: Leslie Rosenkrans, Lynda Blades, Alice Havard & Barbara Rothenberger

June: Garden tours-sack lunch

Oct: Sue Williams & Kay Egbert

Nov: Evette Nissen, Rose Mayfield, Tanya Patton

Dec: Holiday Tea

April 11, 2011

Columbia Garden Club Minutes

Dr. Jeanne Schwaller was our speaker for the April meeting. She presented a slide show of some of her international travels with her work. I wish we could have listened to her longer, because she has led a very interesting life.

President Karen called the business meeting to order at 2:29. Phyllis Jiji gave the inspiration, a story about the rejuvenation of her lawn. We received a thank you note from Emily Canlas thanking us for inviting them to speak at our March meeting. And a thank you from Carole Van Vranken. She is recovering from knee surgery. Minutes from the March meeting and the Treasurer's Report were approved as they were printed in the newsletter. We have one new member, Pam Conway.

Old Business:

The State Convention Begins April 12th. We have 6 members attending. The 50th anniversary for the Centralia Garden Club is April 18th and we have 6 people who have said they will attend. The plant markers and umbrellas that we ordered have come in and Virginia will be taking money for them after the meeting.

New Business:

Spring District Meeting will be in Jefferson City on May 5th, 2011. If you are interested in going, you need to pay your fee to Virginia. Dave Casey will still be hauling mulch and he will continue to have his ad in the newsletter.

Committee Reports:

Art in Bloom was March 18-20. One of our club designs won 2 honorable mention awards!

Alice Havard has scheduled April 18th as a work day at The Bluffs. Everyone interested will meet at 9:00.

Janet Lasley reported on Clean up Columbia which was April 9th. We collected 10 bags of trash and several miscellaneous large items.

Gayle Fry distributed a pamphlet about Butterfly Gardening for Conservation.

Our Plant Sale is April 30. We will be having a white elephant sale this year, please bring gently used garden related items only. We also need people to bring baked goods and plants from their garden.

The flower show is June 4 at the library. Alice Havard gave a design demo and encouraged everyone to sign up for one of the design classes.

Lynn Birkby still needs someone to take a flower arrangement to the library during the months of July and August.

Barb Devine has had 7 people apply for our scholarship and she asked for volunteers to help her pick a winner. Barb Rothenberger volunteered.

Emily Bonwich said they are looking at yards for yard of the month, but have not decided on one yet.

President Karen adjourned the meeting at 3:15 p.m.

Respectfully submitted,

Evette Nissen, Secretary

Courtesy Committee: If you know of any member who is ill, please notify Carol Notbohm, Courtesy Committee Chair, or Rose Mayfield, Courtesy Committee member, so they can send a card from the Columbia Garden Club! There may be other occasions when you feel we should send a "courtesy" to someone. Just notify Carol or Rose.

Flower Show "Summer Vacation"

The Columbia Garden Club Flower Show "Summer Vacation" is Saturday, June 4 at the Columbia Public Library. This is one of the club's main projects, and is one of the benchmarks for our club's success. Following are the design class titles, and for the unfamiliar classes, the rules from the Handbook for Flower Shows, 2007 revised. There is also information on Designs in the Oriental Manner from websites. Call Alice Havard 445-4624 to register your choice of design class for the show. We must fill all 24 openings, and there are great choices available. Also, the May meeting will be a workshop based on the design classes - please bring a design to work on based on one of the show classes. Barb Schuette and Carolyn Doyle will lead the workshop. It's a great way to try your creative ideas!



Section A : " Away We Go" Designer's Choice - all fresh, all dried, or a combination of plant material - (no artificial plant material allowed)

Beige backgrounds 32" wide and 36" high provided, and must be used. Depth of space is about 30". Drapery and/or underlay may be used.

ELIGIBLE FOR THE DESIGNER'S CHOICE AWARD

Class 1. "Vacation in the Orient" (A design in the manner of traditional oriental styles)

Class 2. "Vacation in the West"

Class 3 "Vacation at Grandma's and Grandpa's" (Novice designer's only - designer's who have never won a blue ribbon in a NGC Flower Show)

Section B: "Are We There Yet?" All plant material used in the design must be fresh (no artificial plant material allowed). No backgrounds provided. Height not restricted. Space is 32" wide and about 30" deep. Backgrounds (provided by designer) and or underlays allowed.

ELIGIBLE FOR THE TRICOLOR AWARD

Class 4. "Vacation at Niagara Falls" (An underwater design)

Class 5. "Vacation in New York City" (An Exhibition Table Type II)

Class 6. "Vacation in Ireland" A design in which green is the dominant color



ATTENTION..ATTENTION...ATTENTION...

Now that I have your attention... please read the information on pages 4 thru 6 as this information will be important for the May program and our flower show in June! Remember, we need you to participate in the flower show in some way as 50% member participation is one of the measurements for the high awards! We have great flower shows! And so much fun!

UNDERWATER DESIGN.

1. A Creative Design having component/s, including some or all plant material, submerged in water to create interest. Those components under water must contribute artistically to the overall design and not merely be stems and/or mechanics.
 - a. If some components are in water and others are not, the effect must be that of a single overall design related by placement and components, not two independent designs. There is a rhythmic flow from components submerged in water to those not in water. Typically, those components not in water will be above those in water, but this is not a requirement.
 - b. If entire design is submerged within a container, a single overall design results, but the designer must also consider the Design Principle Proportion. The dimensions and form of the container must be in appropriate relationship to the frame of reference stated in the schedule.
2. Circular transparent container/s may provide the best effect, but are not required.
3. Components submerged in water are chosen for their lasting quality under water. Firm, hard-surfaced plant materials such as tropical flowers, foliage, evergreens, seed pods, and some vegetables and fruits will hold up well.
4. Water visually magnifies all things.
 - a. Underwater components will appear larger.
 - b. Mechanics and debris are also magnified. This must be considered when planning design and working with plant material.
5. Water line becomes part of design, and is distracting if poorly situated.
6. Water may not be colored if any part of fresh plant material is submerged.

YARD OF THE MONTH

Be on the look-out for a **yard of the month**. If you see a pretty yard that looks like the resident is doing their own work and that is deserving of CGC's Yard of the Month, please let Emily Bonwich or Carolyn Swope know. They will go by to see it, talk to the person living there and make the decision as to who deserves the award. We have two signs so could have two each month if we find two yards that qualify. At a house auction recently, one of the selling points was that it had won the yard of the month award from CGC! A proud moment.

Design "in the Oriental Manner" is the design in Section A: class 1.

This is really a fun design that uses less plant material and is so fun. Here is a good website to see the different types of designs.

<http://en.wikipedia.org/wiki/Ikebana>

More than simply putting flowers in a container, ikebana is a disciplined art form in which nature and humanity are brought together. Contrary to the idea of floral arrangement as a collection of particolored or multicolored arrangement of blooms, ikebana often emphasizes other areas of the plant, such as its stems and leaves, and draws emphasis toward shape, line, form. Though ikebana is a creative expression, it has certain rules governing its form. The artist's intention behind each arrangement is shown through a piece's color combinations, natural shapes, graceful lines, and the usually implied meaning of the arrangement.

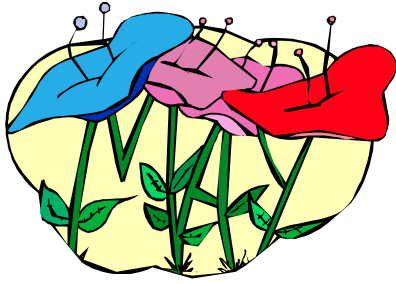
Another aspect present in ikebana is its employment of minimalism. That is, an arrangement may consist of only a minimal number of blooms interspersed among stalks and leaves. The structure of a Japanese flower arrangement is based on a scalene triangle delineated by three main points, usually twigs, considered in some schools to symbolize heaven, earth, and man and in others sun, moon, and earth. The container is a key element of the composition, and various styles of pottery may be used in their construction.

Here is another site to see examples of different designs in "the Oriental Manner".

<http://www.holymtn.com/garden/Ikebana2.htm>



Note: Our schedule calls for an Exhibition Type II table



If you are planning to enter a table or if you just want to practice , please bring whatever you think you would use in a table design. If you do not understand what you would use, you know you will need some sort of plate or whatever you plan to eat from and something related to the description, in this case, New York City. Hopefully you will get ideas to help you pull a design together! Try it. It is so fun! Call Alice if you have questions about the program.

C. Exhibition.

1. An artistic arrangement of table components, within an allotted space, to provide a creative effect **without** consideration for functional placement. All components chosen must be suitable for use on a dining table.
2. Schedule may not specify table components or their numbers, but exhibit should include components appropriate to manner of dining, class title and/or occasion.
3. Exhibition Tables may be:
 - a. Type I. Must include a decorative unit/s. These designs are judged by the scale of points for Exhibition Tables, Type I.
 - b. Type II. May not include a decorative unit/s, but must include some plant material placed where needed to carry rhythm, repeat color/s and overall degree of formality. Such designs are judged by the same scale of points as for non-table designs. See p. 303, # 1.
 - 1) Container/s, or items substituting for containers, may be used, but they must not provide the receptacle for a completed design.
 - 2) All plants, including container-grown plants, are not designs and therefore may be used.
 - 3) For Type I or Type II, if eligible for the Table Artistry or Designer's Choice Award, schedule may not state how any required staging props are to be used.
4. Within each class, schedule must specify Type I or Type II, as they are judged by different scales of points.

QUEEN ANNE'S LACE JELLY (WHITE FLOWERS)

3 1/2 CUPS WATER

15 LARGE QUEEN ANNE'S LACE FLOWER HEADS

3 3/4 CUPS SUGAR

SURE JEL

Bring to a rolling boil 3 1/2 cups water.

Take off heat and add 15 large flower heads to make a strong tea (cover and set aside for 20 minutes. Strain to make 3 cups of tea.)

Follow the Sure Jel type of jelly using 3 3/4 cups of sugar for this recipe.

Makes 4-5 cups of jelly.

This tea when strained will be green & then turn to light green brown when Sure-Jel and sugar are added and will turn to light brown pink when finished. The has a delicate flavor not unlike quince and is particularly delicious with chicken.

ANOTHER GREAT YEAR AT THE PLANT SALE!

If you were not at the plant sale, you should have been! We had a wonderful turn out of customers and members. We had a room full of beautiful plants, mostly from our members. We had 30 very large hanging baskets from Farmer Jones. We sold all of them! All of the native plants we took on consignment sold and many of the herbs. We purchased 14 flats of annuals from Centralia High School and sold all of them. Most of all, we sold the heck out of Ken Sadler's tomatoes! He raised 200 for us and we surely sold 150 of them at \$5.00 each! We just cannot thank him enough! Thank you again Ken! Another member who contributed above and beyond is Carol Notbohm. She donated all the beautiful ferns. We did not count them but should have. We sold all the ferns she donated for \$3.00 each and there were many. She also donated the pots of variegated hosta, (also \$3.00 each). many of them, and lots of other plants. She made several dollars for our club as well. Thank you Carol! The same goes for Barb Schuette. She pots in the fall for our sale. We made a lot off of her donations. Thank you Barb! I know many of you donated a lot and we thank you so much. The plants left were donated to the Community Garden at Lily Chan's church and she came and picked them up! Worked out very well of all of us!

The garden bazaar did really well. Thank you so much for your donations! Linda Rubin and Deb Corkery did an excellent job and they are fairly new members! Thank you so much Linda and Deb! Deb was so surprised at our sale!

Discovery Garden members are all excited and appreciative of us for helping them with donations, sharing our facility, sharing our customers, advertising and for the wonderful plants they bought! With 20 plus members and half of the membership money going to national dues, it is easy to see they have very little in their treasury. This is a real boost to them! Did you see the beautiful cake that Carolyn Swope donated to them? It was Italian Cream and sold for \$20.00 with two customers sharing it! Many of our members donated baked goods to them and I appreciate that. Thank you so much! They also had wonderful terrariums. I have one and am so happy with it. It will always spark a memory of the day we helped our sister club. What a wonderful thing. Now we will keep our eyes open to other projects we can do together as we certainly can accomplish more with more help and enthusiasm. They are an excited group who are loving learning about planting and appreciate our experience and plants! They also donated plants to our sale. A big thank you to Discovery members as well.

Connie Blackmore and Janet Lindstrom agree this is too much work but very rewarding! They are getting so good at organizing the sale but they both are ready to pull in others to help with planning and organizing. I hope you will want to be involved with keeping this wonderful ways and means project successful. Thank you so much Connie and Janet! We appreciate all your hard work and especially all the money you helped us make! You both did a great job and we appreciate you so much!



\$2,696.31! We had a great sale! Thank you to all who helped in any way!

Discovery Garden Club made \$480.00. They are very happy too!



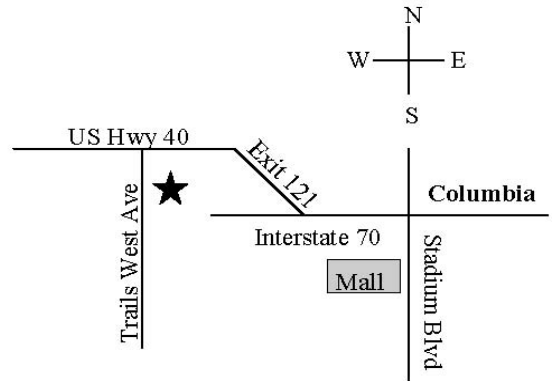
NEW LOCATION NOW OPEN!

See Map On Back

6 ACRES FULL OF:

- Mo. Hardy Trees & Shrubs • Flowers
- Perennials • Annuals • Tropicals
- Vegetable Plants & Seeds
- 6 Kinds of Mulches • Landscape Supplies
- Bulk Gravels, Compost & Sand
- and More Arriving Daily!*

www.superiorgardencenter.com



573-442-9499



VINTAGE HILL FARM

5643 Hwy 87 Franklin, MO 65250

Hundreds of unusual annuals, tropicals, perennials, shrubs and roses await you. Fantastic selection of pottery and garden ornament. Open Daily 9-5, March thru June & September & October.

Phone: 660-848-2373

E-mail: info@vintagehill.com

www.vintagehill.com

Directions: 6 miles NW of Boonville Bridge on Hwy 87



(I was so excited to meet Dave Casey's wife at our sale. I invited her to join our club and hope she decides to join us. I can tell she is fun!)

MIRACLE DIRT ★ MIRACLE MULCH

Miracle Dirt \$46 cu.yd.

Top Soil - Dry, Screened, 30% Compost

Dry, Screened Top Soil \$40 cu.yd.

Screened Composted Manure \$30 cu.yd.

Gravel - Sand

Other Top Soils Available

All items priced by cubic yard.

Miracle Mulch \$36 cu.yd.

Double Ground, Brown, 30% Compost

Natural Mulch \$30 cu.yd.

Cedar Mulch \$40 cu.yd.

Dyed Mulch \$40 cu.yd.

FIREWOOD - ORDER EARLY

**Call for our
Special Delivery Prices!**

**DAVE CASEY DELIVERY
864-3340**